



# AIR CARGO DOCK

ULTRA DEPLOYABLE AIR CARGO HANDLER





# 6 BAY AIR CARGO DOCK



The **AIR CARGO DOCK (ACD)** from **BANAIR** is a robust, lightweight air-portable (Expeditionary) cargo handling dock for pallet building and storage at main and forward operating bases.

Each dock system is built up from table bay sections.

**ACD/BAY**

**ACD/ADD**

**ACD/END**

Multiple tables can be joined together forming a dock suitable for pallet train staging and loading operations

Each table supports standard 463L / ISU90 containers up to 12,500 lbs or 5682kgs.

- Two persons, 15 minutes per table bay. Fast, easy deployment and setup.
- Large capacity - Each table supports 12,500 lbs or 5682 kgs.
- Independent, adjustable-height legs (37.5" – 43.5", 0.95m – 1.11m) for leveling and docking ease.
- Walkway of the last segment drops down on this hinge. Side guide rotates with the walkway out of the way of forks
- Each table includes a set of removable walkways with handrails, guiderails, and pallet stops. Large contact pads with easy adjustment feet allow for easy levelling on existing hardstanding




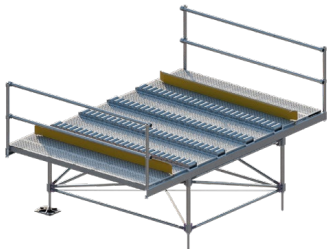



# COMPLETE 6 TABLE DOCK SYSTEM FITS ONTO ONE 463L PALLET


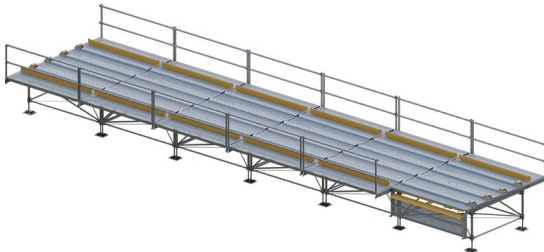
## FAST SIMPLE ASSEMBLY



- Easily transported - 6 tables dismantle to fit on a single 463L military pallet.
- No special tools required for setup.
- Lightweight construction.
- Stainless Steel Roller conveyors for ease of pallet positioning

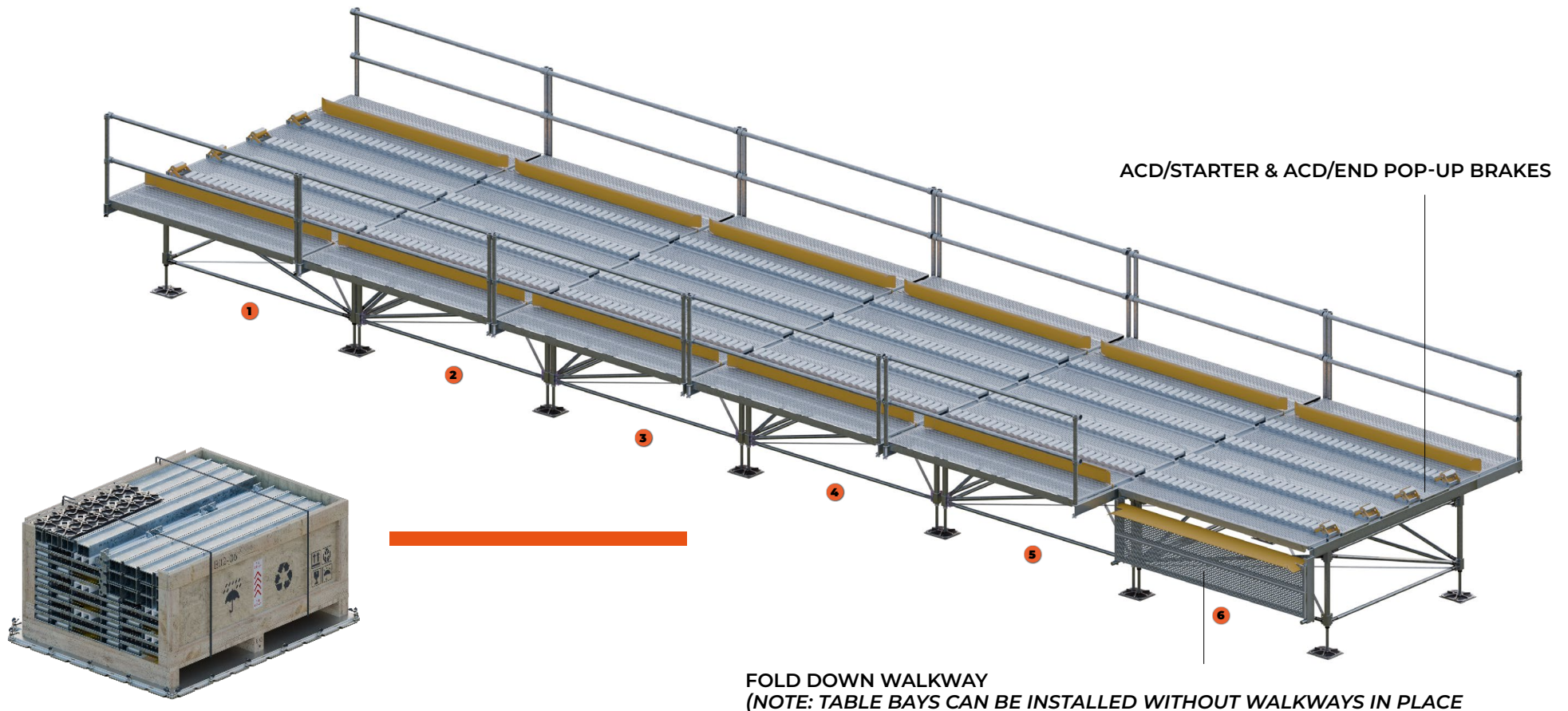
PART NUMBERS:	ACD/BAY	ACD/ADD	ACD/END
<b>TABLE BAY</b>			
FORKLIFT MOVEABLE	✓	✓	✓
LOAD CAPACITY	12,500LBS	12,500LBS	12,500LBS
WEIGHT OF TABLE	1,588 LBS (720KG)	1,544 LBS (700KG)	1,100 LBS (1554KG)
NO SPECIAL TOOLS REQ.	✓	✓	✓
HEIGHT ADJUSTABILITY	37.5 - 43-5 INCHES (0.95-1.11M)	37.5 - 43-5 INCHES (0.95-1.11M)	37.5 - 43-5 INCHES (0.95-1.11M)

## COMPLETE SYSTEMS

PART NUMBER	463L DEPLOYED CAPABILITY <i>(Stored in crates)</i>	NUMBER OF 6 BAY COMPLETE SYSTEMS	INCLUDES
<b>ACD/6P</b>			<b>x1 ACD/BAY</b> <b>x4 ACD/ADD</b> <b>x1 ACD/END</b>



# AIR CARGO DOCK COMPLETE SYSTEM PART: **ACD/6P**





BAN-AIR.COM  
SALES@BAN-AIR.COM